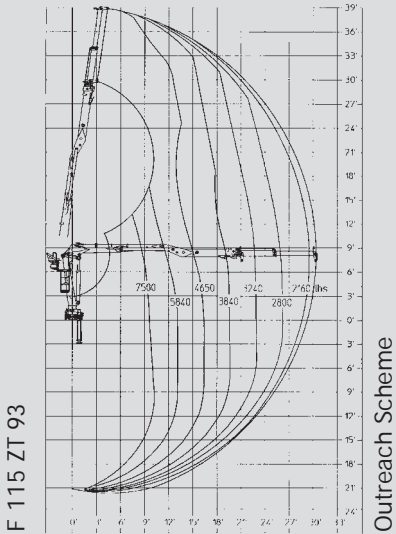
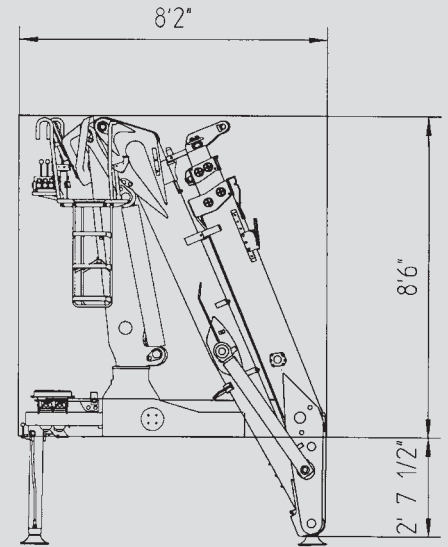
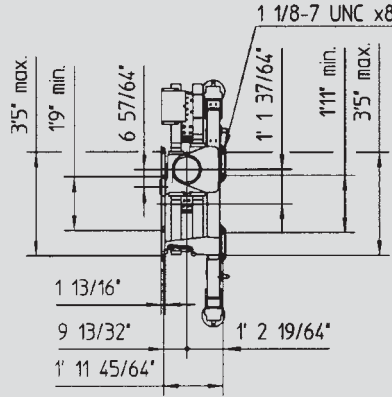
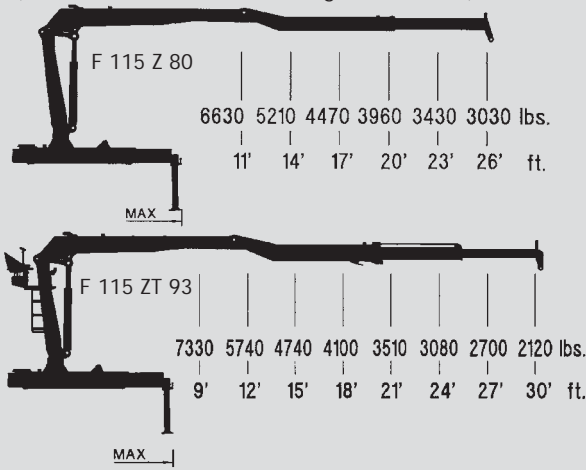


Loglift 115 Z

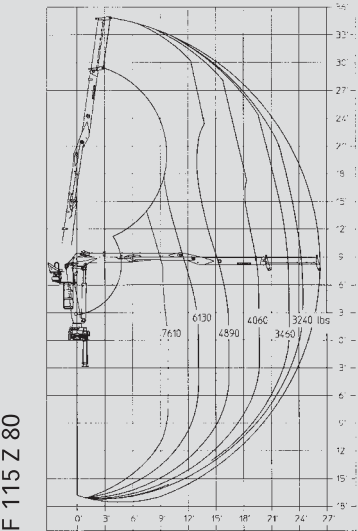


Capacity diagram
(Permitted load without lifting accessories)



F 115 ZT 93

Outreach Scheme



F 115 Z 80

Hydraulic Log Loader Loglift F 115 Z 80/ZT 93 Specification			F 115 Z 80	F 115 ZT 93
Lifting moment	gross	lbf.ft	103260	103270
	net	lbf.ft	81140	76710
Max. outreach		ft	26'2"	30'4"
Stroke of boom extension		ft	5'5"	9'2"
Slewing torque, gross		lbf.ft	20650	
Slewing angle		(degrees) ⁰	425	
Height: bottom → upper joint in pillar		ft	8'2"	
Road height		ft	8'6"	
Road width		ft	8'2"	
Weight without oil and grab		lbs	4520	4780
Pump recommended	working pressure	psi	3480	
	oil flow	US gpm	1x18,5 - 24 / 2x16-21	
	power input	hp	42-95	
Equipment				
Rotators		models	MR 8 AF	GV 12-2
Slewing angle		unlimited ∞	∞	∞
Slewing torque (2900 psi)		lbf.ft	1330	1840
Weight		lbs	121/123 (ZT 93)	128
Log grabs		models	X42	X56
Jaw pressure (3340 psi)		lbf	4230	3980
Holding area		ft ²	4.3	5.4
Weight		lbs	485	496

0204