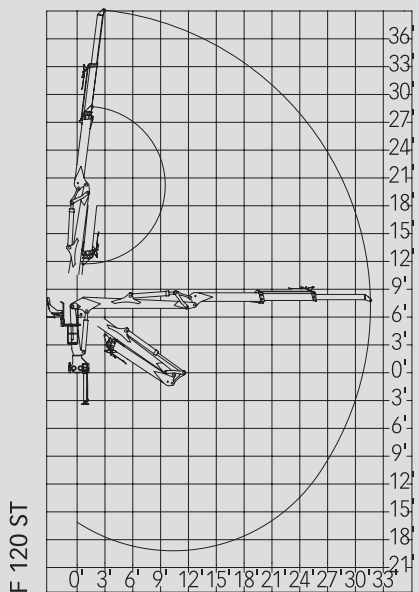
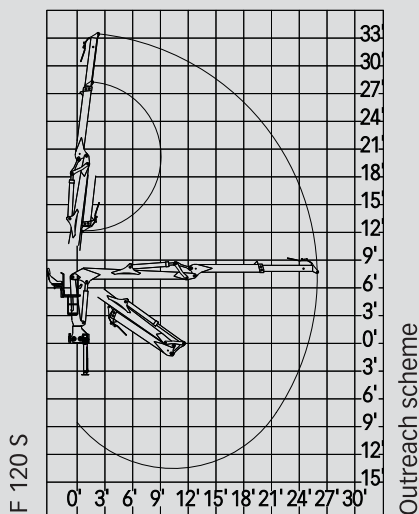
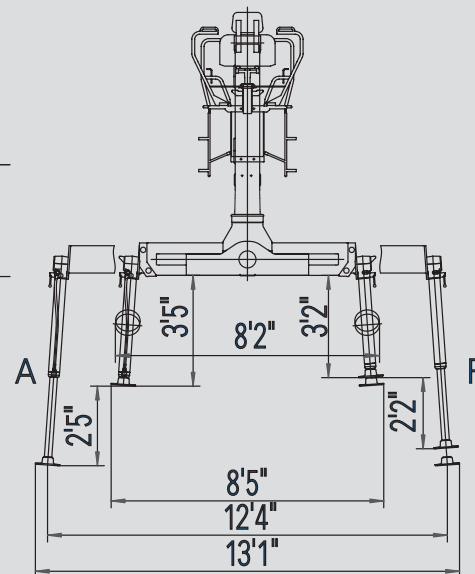
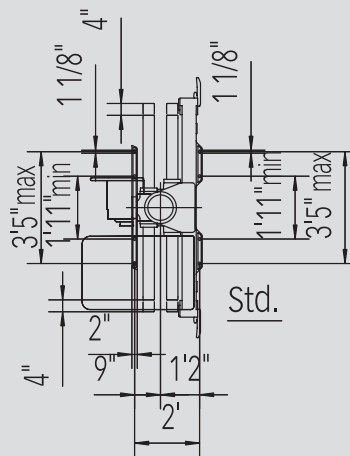
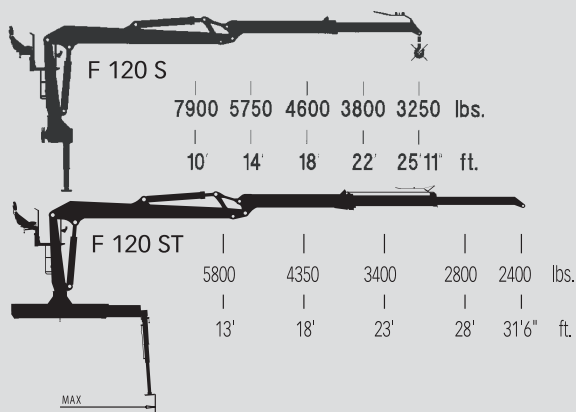


# Loglift 120 S



Capacity diagram  
(Permitted load without lifting accessories)



<b>HYDRAULIC LOG LOADER SPECIFICATION</b>			<b>F 120 S 79</b> (standard)	<b>F 120 ST 96</b> (with telescopic boom)
Lifting moment	gross	lbf.ft	106200	
	net	lbf.ft	84100	79700
Max. outreach		ft	25'11"	31'7"
Stroke of boom extension		ft	5'3"	10'6"
Slewing torque, gross		lbf.ft	20300	
Slewing angle		(degrees)°	425	
Height: bottom → upper joint in pillar		ft	7'2"	
Road width		ft	8'2"	
Weight without oil and grapple		lbs	4360	4650
<b>PUMP RECOMMENDED</b>	working pressure	psi	3480	
	oil flow	US gpm	2 x 18 - 21	
	power input	hp	48 - 95	
<b>EQUIPMENT</b>				
<b>ROTATORS</b>		<b>models</b>	<b>MR 8 AF</b>	<b>GV 12-2</b>
Slewing angle		unlimited∞	∞	∞
Slewing torque (3480 psi)		lbf.ft	1400	1550
Weight		lbs	123	128
<b>LOG GRABS</b>		<b>models</b>	<b>X 42</b>	<b>X 56</b>
Jaw pressure (3480 psi)		lbf	4220	3990
Holding area		ft <sup>2</sup>	4.3	5.4
Weight		lbs	485	496



A Hiab Company

Corporate Office: Hiab, Inc.  
12233 Williams Road, Perrysburg, Ohio 43551  
Tel: 419 482 6000 Fax: 419 482 6001  
e-mail: us.sales@hiab.com web: www.hiabus.com